

**CPS300 Complete Kit**

Series

**CPS300**

Cover Sheet

Pro Plus 300

**12" Wide Glass Fiber Polyester Trench Drain Kit 10 - 99 Foot Complete**

**New Commercial Trench Drain / Driveway Drain**  
**12 Inch Wide - C Class Ductile Iron Wave Grates Standard**
**Complete system - Each Kit Includes:**

- Specified number of 1 meter sections of trench drain
- Specified number of Ductile Wave Grates with "Starfix" Locks
  - 1 - Bottom outlet connector
  - 2 - Solid End Caps and 1 - 4" End Outlet

**Key advantages of the innovative Channel Material SMC/GRP:**

- Shatterproof and extremely resistant to abrasion
- Frost, heat and rust resistant
- Lightweight
- Non-porous structure with a smooth surface
- Resistant to chemicals - Resistant to oil, gasoline, hot asphalt and tartaric acid
- Non-flammable - Free of halogens, asbestos and toxic heavy metals
- An excellent cost / performance material - Recyclable

**MEA**

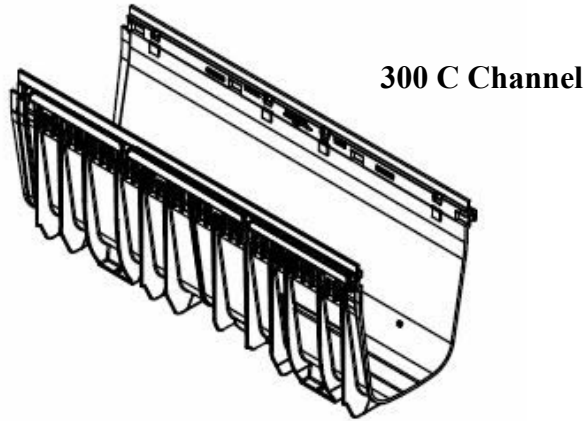
Quality engineered trench drain system

1-877-903-7246

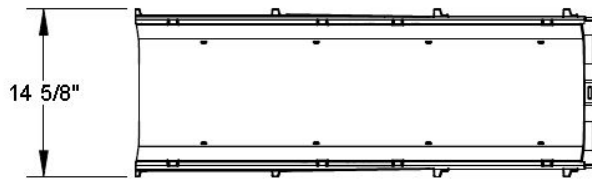


www.trenchdrainsupply.com

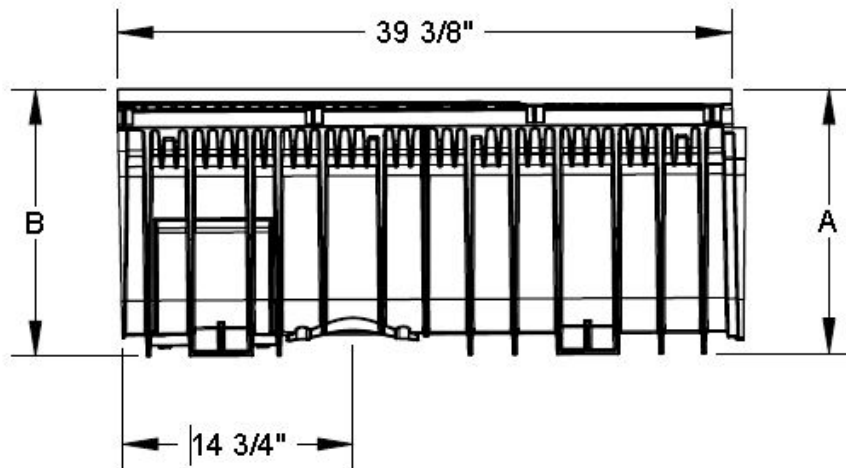
Number	Series
<b>300-C Channel</b>	<b>CPS300</b> Trench Drain Channel Pro Plus 300



300 C Channel



PART NUMBER	DIM. "A"	DIM. "B"	WEIGHT (LBS)
300C	15.6	15.6	24.0
300C01	16.9	17.1	28.6
300C02	17.1	17.3	28.8
300C03	17.3	17.5	29.0
300C04	17.5	17.7	29.1
300C05	17.7	17.9	29.3
300C05N	17.9	17.9	29.4
300C06	17.9	18.1	29.5
300C07	18.1	18.3	29.7
300C08	18.3	18.5	29.9
300C09	18.5	18.7	30.0
300C10	18.7	18.9	30.2
300C11	18.9	19.1	33.3
300C12	19.1	19.3	33.5
300C13	19.3	19.5	33.7
300C14	19.5	19.7	33.8
300C15	19.7	19.9	34.0
300C15N	19.9	19.9	34.1
300C16	19.9	20.1	34.2
300C17	20.1	20.3	34.4
300C18	20.3	20.5	34.6
300C19	20.5	20.7	34.7
300C20	20.7	20.9	34.9



#### Manufacturer



Quality engineered trench drain system

#### Specification

MEA 300C SERIES CHANNELS SHALL BE 39.4" LONG WITH 12" INTERNAL WIDTH. CHANNEL SECTIONS SHALL BE MADE OF SMC/GRP (SHEET MOLDING COMPOUND/GLASS REINFORCED POLYESTER) MATERIAL AND AVAILABLE WITH AND WITHOUT SLOPE. CHANNEL SUPPORT BRACKETS CAPABLE OF ACCEPTING RE-BAR, END OUTLETS, BOTTOM OUTLETS, ENDCAPS, AND CORNER/T CONNECTORS SHALL BE AVAILABLE. GRATE OPTIONS FOR LOADING CLASSES A-E WITH PRESSURE OR LOCKING BOLT SECURING DEVICES, SUPPLIED BY TRENCH DRAIN SUPPLY.

**DISCLAIMER** - The customer and the customer's architects, engineers, consultants, and other professionals are completely responsible for the selection installation and maintenance of any product purchased from Trench Drain Supply and/or its manufacturers. TRENCH DRAIN SUPPLY MAKES NO WARRANTY, EXPRESS OR IMPLIED, AS TO THE SUITABILITY, DESIGN, MERCHANTABILITY, OR FITNESS OF THE PRODUCT FOR CUSTOMERS APPLICATION. The drawing and information provided remain the property and copyright of the manufacturer listed. The manufacturer reserves the right to modify specification without notice.

1-877-903-7246



www.trenchdrainsupply.com

<b>Number</b>  <b>300-BS</b>	<b>Series</b>  <b>CPS300</b> Installation Bracket Pro Plus 300
<div data-bbox="219 401 727 821"></div> <div data-bbox="889 556 1222 594"><b>300-BS Support Bracket</b></div> <div data-bbox="207 886 1385 1134"></div> <div data-bbox="175 1232 1490 1512"></div>	
<b>Manufacturer</b> <div data-bbox="157 1709 617 1787"></div> <div data-bbox="157 1793 605 1827">Quality engineered trench drain system</div>	<b>Specification</b> MEA-JOSAM 300-BS SUPPORT BRACKET FOR PRO-PLUS 300C 12" INTERNAL WIDTH TRENCH CHANNELS. MADE FROM MILD STEEL PLATE MATERIAL TO SUPPORT AND CONNECT CHANNEL SECTIONS AND WITH VERTICAL HOLES TO SECURE TO REBAR WITH BOLTS SUPPLIED, TO BE SUPPLIED BY TRENCH DRAIN SUPPLY.
<p>DISCLAIMER - The customer and the customer's architects, engineers, consultants, and other professionals are completely responsible for the selection installation and maintenance of any product purchased from Trench Drain Supply and/or its manufacturers. TRENCH DRAIN SUPPLY MAKES NO WARRANTY, EXPRESS OR IMPLIED, AS TO THE SUITABILITY, DESIGN, MERCHANTABILITY, OR FITNESS OF THE PRODUCT FOR CUSTOMERS APPLICATION. The drawing and information provided remain the property and copyright of the manufacturer listed. The manufacturer reserves the right to modify specification without notice.</p>	

1-877-903-7246



www.trenchdrainsupply.com

<b>Number</b>  <b>300-EC</b>	<b>Series</b>  <b>CPS300</b> Solid End Cap Pro Plus 300
<div data-bbox="159 415 440 940"></div> <div data-bbox="786 436 1097 474"><b>300-EC Solid End Cap</b></div> <div data-bbox="574 655 1419 1612"></div>	
<b>Manufacturer</b>  <div data-bbox="159 1709 615 1785"></div> <div data-bbox="159 1793 602 1827">Quality engineered trench drain system</div>	<b>Specification</b>  MEA 300-EC SOLID END CAP FOR PRO-PLUS 300C 12" INTERNAL WIDTH TRENCH CHANNELS. MADE WITH PVC MATERIAL AND DESIGNED TO FIT SECURELY IN 300C CHANNELS AND OTHER 300C ACCESSORIES, SUPPLIED BY TRENCH DRAIN SUPPLY.
<p>DISCLAIMER - The customer and the customer's architects, engineers, consultants, and other professionals are completely responsible for the selection installation and maintenance of any product purchased from Trench Drain Supply and/or its manufacturers. TRENCH DRAIN SUPPLY MAKES NO WARRANTY, EXPRESS OR IMPLIED, AS TO THE SUITABILITY, DESIGN, MERCHANTABILITY, OR FITNESS OF THE PRODUCT FOR CUSTOMERS APPLICATION. The drawing and information provided remain the property and copyright of the manufacturer listed. The manufacturer reserves the right to modify specification without notice.</p>	

1-877-903-7246



www.trenchdrainsupply.com

<b>Number</b>  <b>300-OE8</b>	<b>Series</b>  <b>CPS300</b> Outlet End Cap Pro Plus 300
<div data-bbox="151 380 443 898"></div> <div data-bbox="821 415 1167 449"><b>300-OE8 Outlet End Cap</b></div> <div data-bbox="505 583 1485 1591"><p>13 1/4"</p><p>17 3/4"</p><p>3 1/2"</p><p>4 1/4"</p><p>Ø 8 5/8"</p><p>Ø 8"</p></div>	
<b>Manufacturer</b> <div data-bbox="157 1709 615 1785"></div> <p>Quality engineered trench drain system</p>	<b>Specification</b> MEA 300-OE8 END OUTLET FOR 300C 12" INTERNAL WIDTH TRENCH CHANNELS. MADE WITH PVC MATERIAL AND DESIGNED TO SECURELY FIT ON ENDS OF 300C CHANNELS AND CONNECT TO STANDARD 8" PVC FITTINGS, SUPPLIED BY TRENCH DRAIN SUPPLY.
<p>DISCLAIMER - The customer and the customer's architects, engineers, consultants, and other professionals are completely responsible for the selection installation and maintenance of any product purchased from Trench Drain Supply and/or its manufacturers. TRENCH DRAIN SUPPLY MAKES NO WARRANTY, EXPRESS OR IMPLIED, AS TO THE SUITABILITY, DESIGN, MERCHANTABILITY, OR FITNESS OF THE PRODUCT FOR CUSTOMERS APPLICATION. The drawing and information provided remain the property and copyright of the manufacturer listed. The manufacturer reserves the right to modify specification without notice.</p>	

1-877-903-7246



www.trenchdrainsupply.com

<p><b>Number</b></p> <p><b>300-OB8</b></p>	<p><b>Series</b></p> <p><b>CPS300</b></p> <p>Bottom Outlet</p> <p>Pro Plus 300</p>
<p style="text-align: right;"><b>300-OB8 Bottom Outlet</b></p> <p>The drawing includes three views of the 300-OB8 Bottom Outlet. The top view shows an octagonal shape with a central circular opening. The side view shows the outlet's profile with a height of 4 1/4" and a top flange thickness of 3/8". The cross-sectional view shows the outlet's internal structure with dimensions: 4 1/2" for the top flange width, 5 1/8" for the total height, and 8 5/8" for the base width. It also shows three concentric circles with diameters of 10", 9 1/8", and 8".</p>	
<p><b>Manufacturer</b></p> <p>Quality engineered trench drain system</p>	<p><b>Specification</b></p> <p>MEA 300-OB8 BOTTOM OUTLET FOR 300C 12" INTERNAL WIDTH TRENCH CHANNELS. MADE WITH PVC MATERIAL DESIGNED TO FIT BOTTOM OF 300C CHANNEL WITH 4 SCREWS (SUPPLIED) AND CONNECT WITH STANDARD 8" PVC FITTINGS, SUPPLIED BY TRENCH DRAIN SUPPLY.</p>
<p><b>DISCLAIMER</b> - The customer and the customer's architects, engineers, consultants, and other professionals are completely responsible for the selection installation and maintenance of any product purchased from Trench Drain Supply and/or its manufacturers. TRENCH DRAIN SUPPLY MAKES NO WARRANTY, EXPRESS OR IMPLIED, AS TO THE SUITABILITY, DESIGN, MERCHANTABILITY, OR FITNESS OF THE PRODUCT FOR CUSTOMERS APPLICATION. The drawing and information provided remain the property and copyright of the manufacturer listed. The manufacturer reserves the right to modify specification without notice.</p>	

1-877-903-7246



www.trenchdrainsupply.com

<b>Number</b>  <b>140448</b>	<b>Series</b>  <b>CPS300</b> Ductile Iron Grate C Class Pro Plus 300
<div data-bbox="116 394 571 632"></div> <div data-bbox="149 707 454 743">FREE AREA: 138 IN<sup>2</sup></div> <div data-bbox="165 865 1469 1518"></div>	
<b>Manufacturer</b>  <div data-bbox="155 1707 617 1829"> Quality engineered trench drain system</div>	<b>Specification</b>  MEA 140448 DUCTILE IRON WAVE GRATE WITH STARFIX SECURING FEATURE AND CLASS C LOAD RATING (56,000 LBS. - 1,162 PSI). SUPPLIED BY TRENCH DRAIN SUPPLY.
<p>DISCLAIMER - The customer and the customer's architects, engineers, consultants, and other professionals are completely responsible for the selection installation and maintenance of any product purchased from Trench Drain Supply and/or its manufacturers. TRENCH DRAIN SUPPLY MAKES NO WARRANTY, EXPRESS OR IMPLIED, AS TO THE SUITABILITY, DESIGN, MERCHANTABILITY, OR FITNESS OF THE PRODUCT FOR CUSTOMERS APPLICATION. The drawing and information provided remain the property and copyright of the manufacturer listed. The manufacturer reserves the right to modify specification without notice.</p>	

1-877-903-7246



www.trenchdrainsupply.com

<b>Number</b>  <b>140450</b>	<b>Series</b>  <b>CPS300</b> Ductile Iron Grate D Class Pro Plus 300
<div data-bbox="115 407 548 646"></div> <div data-bbox="172 722 477 756">FREE AREA: 138 IN<sup>2</sup></div> <div data-bbox="165 877 1474 1530"></div>	
<b>Manufacturer</b>  <div data-bbox="157 1709 617 1829"> Quality engineered trench drain system</div>	<b>Specification</b>  MEA 140150 DUCTILE IRON WAVE GRATE WITH STARFIX SECURING FEATURE AND CLASS D LOAD RATING (90,000 LBS. - 1,859 PSI), SUPPLIED BY TRENCH DRAIN SUPPLY.
<p>DISCLAIMER - The customer and the customer's architects, engineers, consultants, and other professionals are completely responsible for the selection installation and maintenance of any product purchased from Trench Drain Supply and/or its manufacturers. TRENCH DRAIN SUPPLY MAKES NO WARRANTY, EXPRESS OR IMPLIED, AS TO THE SUITABILITY, DESIGN, MERCHANTABILITY, OR FITNESS OF THE PRODUCT FOR CUSTOMERS APPLICATION. The drawing and information provided remain the property and copyright of the manufacturer listed. The manufacturer reserves the right to modify specification without notice.</p>	

1-877-903-7246



www.trenchdrainsupply.com

<b>Number</b>  <b>140452</b>	<b>Series</b>  <b>CPS300</b> Ductile Iron Grate E Class Pro Plus 300
<div data-bbox="116 394 548 667"></div> <div data-bbox="191 735 487 772">FREE AREA: 138 IN<sup>2</sup></div> <div data-bbox="162 856 1461 1507"></div>	
<b>Manufacturer</b>  <div data-bbox="159 1709 617 1831"> Quality engineered trench drain system</div>	<b>Specification</b>  MEA 140152 DUCTILE IRON WAVE GRATE WITH STARFIX SECURING FEATURE AND CLASS E LOAD RATING (135,000 LBS. - 2,788 PSI), SUPPLIED BY TRENCH DRAIN SUPPLY.
<p>DISCLAIMER - The customer and the customer's architects, engineers, consultants, and other professionals are completely responsible for the selection installation and maintenance of any product purchased from Trench Drain Supply and/or its manufacturers. TRENCH DRAIN SUPPLY MAKES NO WARRANTY, EXPRESS OR IMPLIED, AS TO THE SUITABILITY, DESIGN, MERCHANTABILITY, OR FITNESS OF THE PRODUCT FOR CUSTOMERS APPLICATION. The drawing and information provided remain the property and copyright of the manufacturer listed. The manufacturer reserves the right to modify specification without notice.</p>	

1-877-903-7246



www.trenchdrainsupply.com

<p>Number</p> <p><b>140454</b></p>	<p>Series</p> <p><b>CPS300</b></p> <p>Ductile Iron Solid Cover E Class</p> <p>Pro Plus 300</p>
<div data-bbox="134 422 630 709" data-label="Image"> </div> <div data-bbox="677 525 904 615" data-label="Text"> <p>NOTE: NO FREE AREA</p> </div> <div data-bbox="660 676 1521 1205" data-label="Figure"> </div> <div data-bbox="141 1264 1510 1610" data-label="Image"> </div>	
<p>Manufacturer</p> <div data-bbox="157 1707 615 1829" data-label="Image"> </div>	<p>Specification</p> <p>MEA 140454 DUCTILE IRON SOLID COVER WITH STARFIX SECURING FEATURE AND CLASS E LOAD SECURING FEATURE. DESIGNED TO FIT 300 AND 3000 SERIES CHANNEL., SUPPLIED BY TRENCH DRAIN SUPPLY.</p>
<p>DISCLAIMER - The customer and the customer's architects, engineers, consultants, and other professionals are completely responsible for the selection installation and maintenance of any product purchased from Trench Drain Supply and/or its manufacturers. TRENCH DRAIN SUPPLY MAKES NO WARRANTY, EXPRESS OR IMPLIED, AS TO THE SUITABILITY, DESIGN, MERCHANTABILITY, OR FITNESS OF THE PRODUCT FOR CUSTOMERS APPLICATION. The drawing and information provided remain the property and copyright of the manufacturer listed. The manufacturer reserves the right to modify specification without notice.</p>	